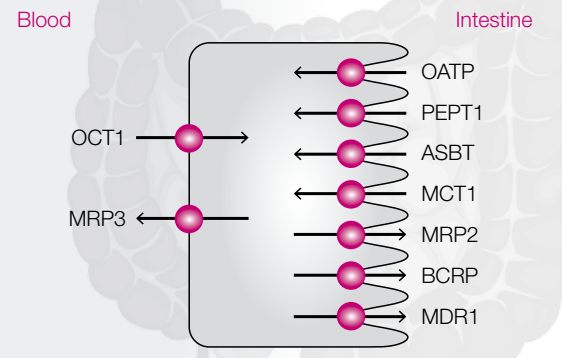
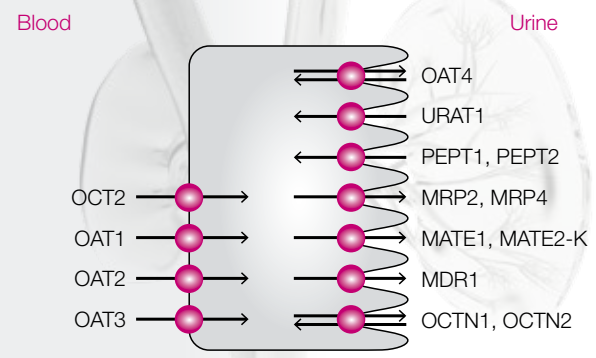


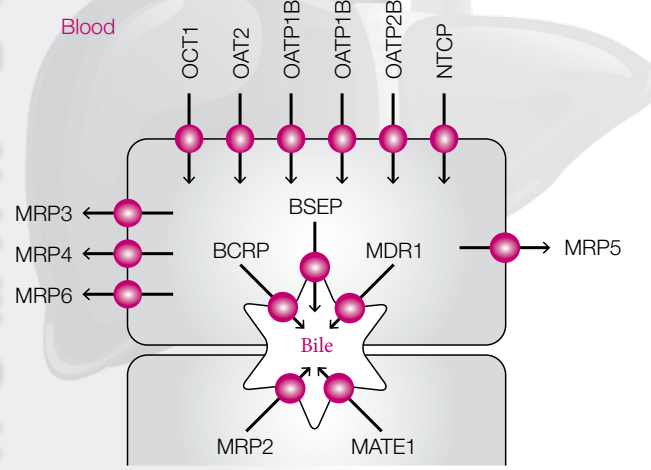
Intestine



Kidney



Liver



PortaCellTec Biosciences GmbH
 Weender Landstraße 94-108
 37075 Göttingen
 Germany

T. 0049 551 309 66440
 F. 0049 551 309 66442

info@portacelltec.de

the pathfinder for your drug

www.portacelltec.com



Study Design

As experts in membrane transporters we provide the following services for your drug:

- Consulting service for transporter selection
- Advice regarding FDA & EMA guidelines
- Customized study design & study plan
- Professional performance of transporter assays (experiments at two different days in triplicate)
- Tabulated summary & graphical illustration
- Study report adapted to customers' needs

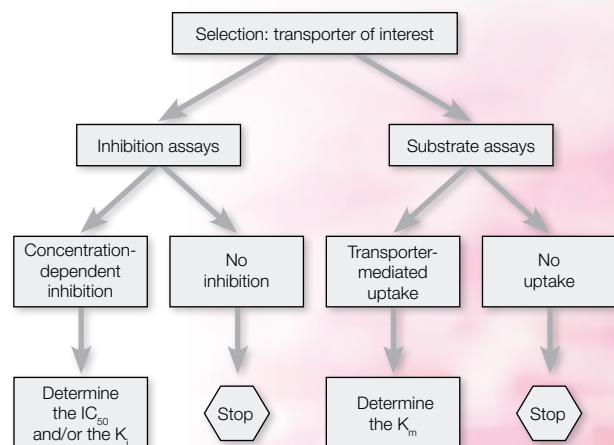
Following human transporters stably transfected in HEK293 cells are available:

- **MDR1***, **BCRP***, **BSEP***, MRP2
- **OAT1***, OAT2, **OAT3***, OAT4
- **OCT1***, **OCT2***, OCT3, OCTN2
- **OATP1B1***, **OATP1B3***
- OATP1A2, OATP2A1, OATP2B1
- **MATE1***, **MATE2K***, PEPT1, PEPT2
- Ntcp, ASBT, SOAT1, NaDC3

*recommended by FDA & EMA

Other species: roat1, roat3, roct1-3

General experimental strategy for analyzing drug transporter interactions:



Experimental Performance

We offer the following transporter assays for your test compound:

Inhibition assays:

- Two point inhibition
- Determination of IC_{50}
- Determination of the inhibition character K_i

Substrate assays:

- Quantification of substrate uptake with labeled substrates (radioactive or fluorescent)
- *Quantification of non-labeled substrate uptake by LC-MS/MS*
- Transport kinetics: time- and concentration dependent uptake
- Determination of K_m and V_{max}



Additional service:

- Analyzes of gene expression by qRT-PCR (e.g. CYP induction by a test item)
- Test for: solubility, stickiness, and cytotoxicity
- Stable transfection of HEK293 cells with gene of interest

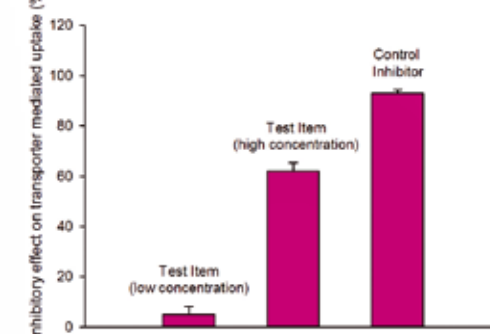
Please, for more information visit our website www.portacelltec.com or contact us info@portacelltec.de



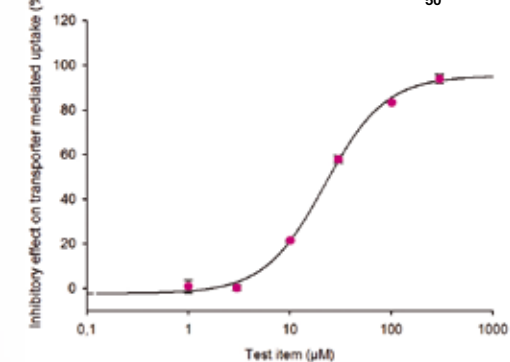
Analysis & Report

Study results of your drug could look as follows:

Two point inhibition



IC_{50} determination



K_m determination

